

# Arkansas Department of Community Correction

Community Correctional Center Recidivism  
FY 2005 through FY 2007

March 2010



# Study Groups, Cohorts, and Recidivism Definition

## Study Groups

DCC studies individual offenders that were released from a Department of Community Correction, Community Correctional Center in a three-year window of time to determine whether they have been re-incarcerated. Year boundaries conform to State fiscal years beginning in July and ending in June.

The 2009 center study included offenders who were released between July 1, 2004 and June 30, 2007. When two or more releases occurred in the study period, the earliest was chosen.

## Release Cohorts

The Fiscal Year in which the offenders release occurred is known as his release cohort. These groupings allow recidivism findings to be analyzed according to known circumstances, such as staffing changes, that could have had an impact on recidivism.

## Recidivism

The Department of Community Correction (DCC) has been measuring the return to incarceration of offenders in a correctional facility (either DCC or the Arkansas Department of Correction) for several years as a performance measurement of the programs operating under its authority. This re-incarceration, generally referred to as “recidivism,” seeks to determine if individuals who were previously incarcerated in a DCC facility re-offend while in the community after release.

Recidivism is defined as an offender who is returned to incarceration in an ADC prison or a DCC community correctional facility other than a DCC technical violator program.

# Release Types

This report examines released offenders from Community Correctional Centers according to the reason for the offenders release. Offenders may be released in one of the 3 following categories:

(1) the offender completed their term of confinement (referred to as a “Regular Release”), or

(2) the offender met the release criteria established for the Arkansas Parole Board under Act 682 of 2005, commonly referred to as the Early Release Act:

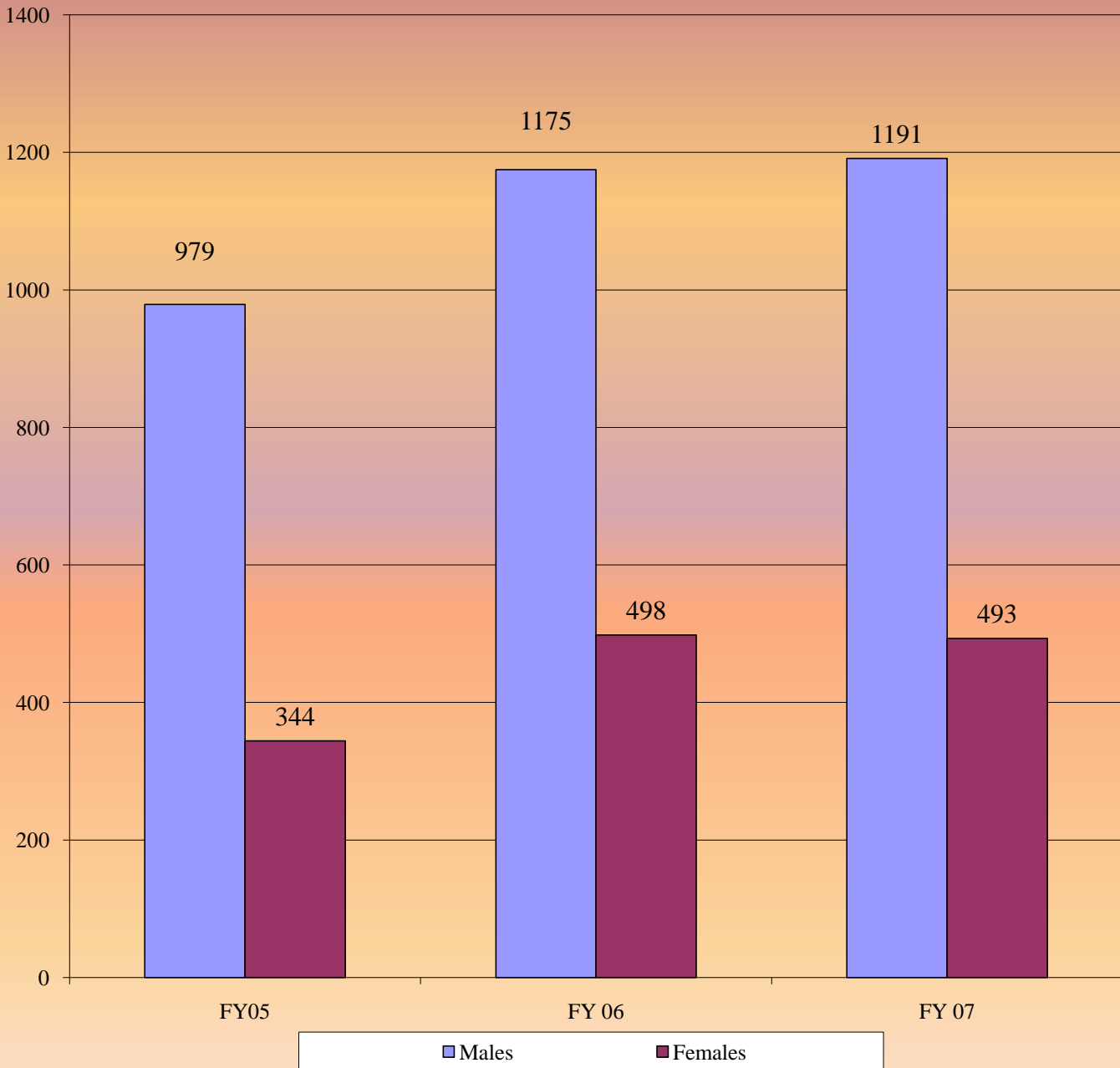
- offender was judicially transferred to the DCC; and
- The offender successfully completed the CCC treatment program after at least 270 days, or

(3) a release from the center for some other reason including, Act 679 Releases, Deaths, Detainers, Vacated Sentence and Transitional Living For Women. These releases are categorized as “Other”.

## Center Releases By Gender and Fiscal Year

<b>Month</b>	<b>Male</b>	<b>Female</b>	<b>Total Releases</b>
<b>FY05</b>	979 (74.0%)	344 (26.0%)	1,323 (100%)
<b>FY 06</b>	1,183 (70.3%)	498 (29.7%)	1,673 (100%)
<b>FY 07</b>	1,214 (70.9%)	493 (29.1%)	1,684 (100%)
<b>Total</b>	3,345 (70.6%)	1,335 (29.4%)	4,680 (100%)

# Center Releases By Gender and Fiscal Year

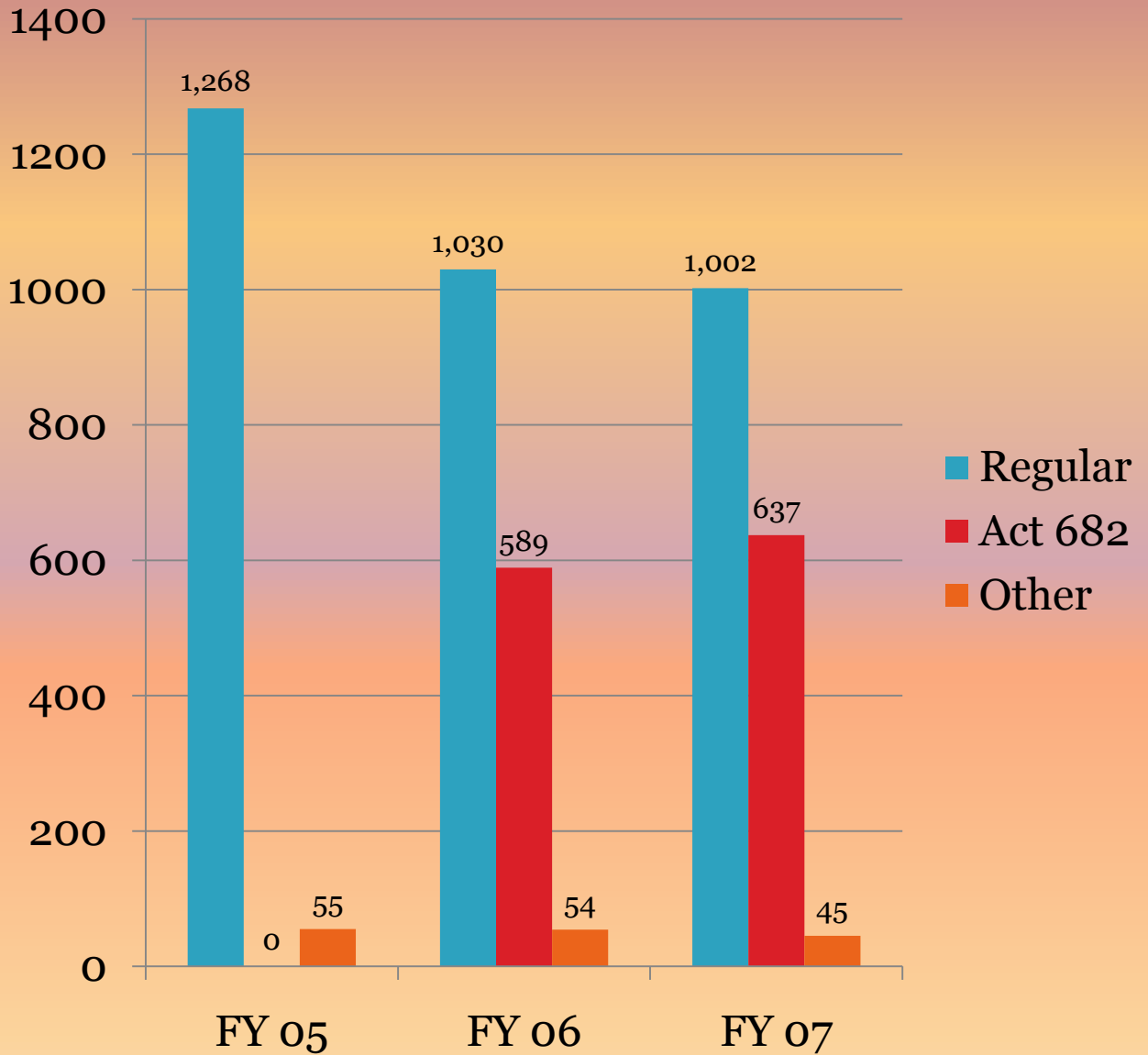


## Releases by Type and Fiscal Year

Month	Regular Release	Act 682 Release	Other*	Total Releases
<b>FY05</b>	1,268 (95.8%)	0	55 (4.2%)	1,323 (100%)
<b>FY 06</b>	1,030 (61.6%)	589 (35.2%)	54 (3.2%)	1,673 (100%)
<b>FY 07</b>	1,002 (59.5%)	637 (37.8%)	45 (2.7%)	1,684 (100%)
<b>Total</b>	3,300 (70.5%)	1,226 (26.5%)	154 (3.3%)	4,680 (100%)

\* Other includes Act 679 releases, Deaths, Detainers, Vacated Sentence and Transitional Living For Women

# Release Type by Fiscal Year

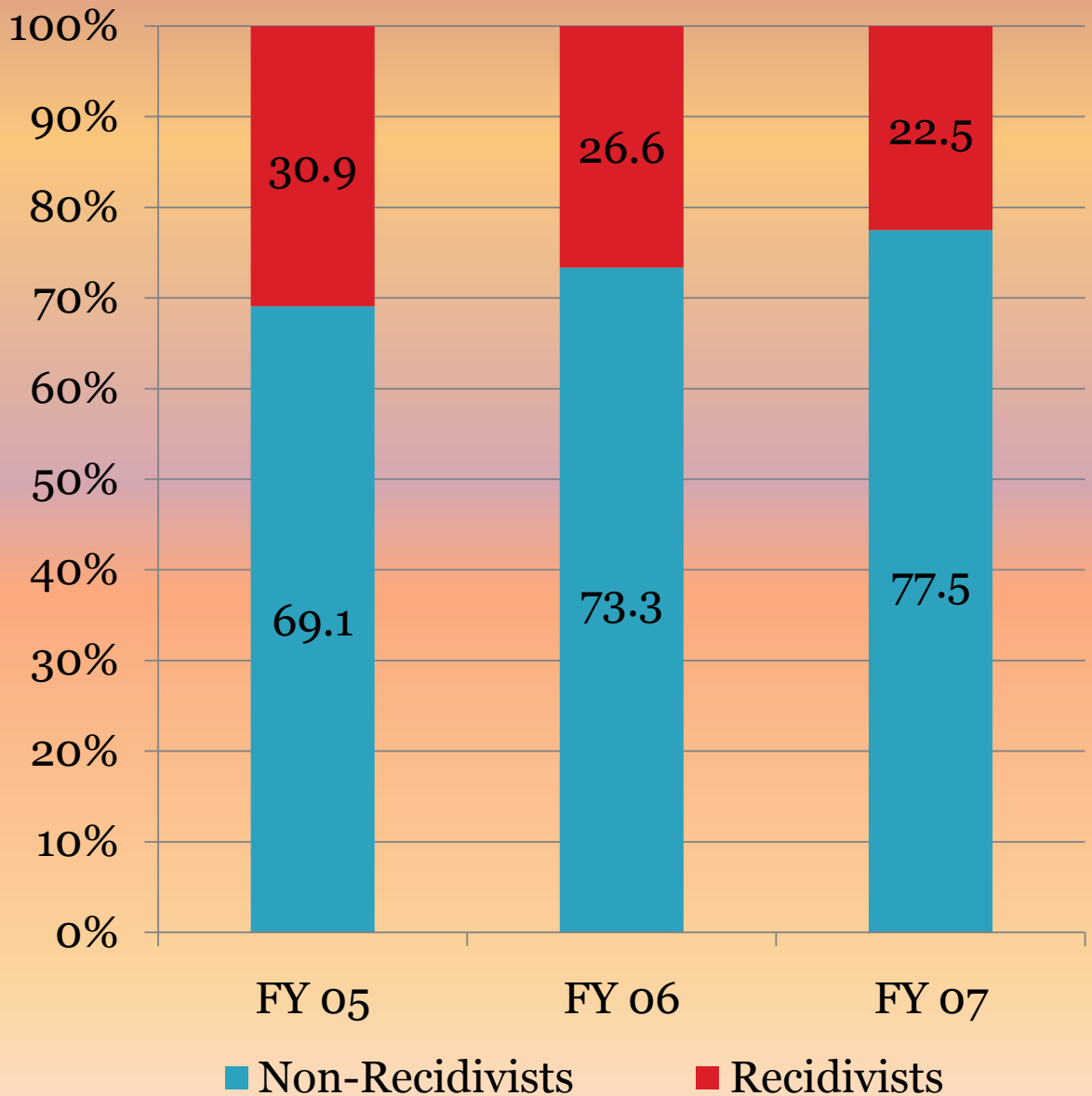


# Recidivism Indicator by Fiscal Year of Release

	Number of Non-Recidivists	Number of Recidivists	Percent Recidivists	Total
<b>FY 05</b>	913	410	30.9%	1,323
<b>FY 06</b>	1,228	445	26.6%	1,673
<b>FY 07</b>	1,306	378	22.5%	1,684
<b>Total</b>	3,447	1,233	26.4%	4,680



# Recidivism Designation by Fiscal Year



# Recidivists by Re-Incarceration Location

	<b>Total Recidivists Returned to ADC</b>	<b>Total Recidivists Returned to DCC</b>	<b>Total Recidivists</b>
<b>FY 05</b>	300 73%	110 27%	410 100%
<b>FY 06</b>	308 69%	137 31%	443 100%
<b>FY 07</b>	295 78%	83 22%	364 100%
<b>Total</b>	903 73%	330 27%	1,233 100%

## Recidivists by Center

	<b>Total</b>	<b>Non-Recidivist</b>	<b>Recidivist</b>	<b>Percent Recidivists</b>
<b>Central AR CCC</b>	<b>619</b>	<b>446</b>	<b>173</b>	<b>28.0%</b>
<b>NE AR CCC</b>	<b>1,040</b>	<b>769</b>	<b>271</b>	<b>26.6%</b>
<b>SE AR CCC *</b>	<b>1,335</b>	<b>1,077</b>	<b>258</b>	<b>19.3%</b>
<b>SW AR CCC</b>	<b>1,686</b>	<b>1,155</b>	<b>531</b>	<b>31.5%</b>
<b>Total</b>	<b>4,680</b>	<b>3,447</b>	<b>1,233</b>	<b>26.4%</b>

\* SEA CCC is the only female facility; the rest are male facilities